

# UTRGV-EHS-CCP Program

## Infants: Remote Teaching Instructional Guide

**Week of:** May 24-29, 2021

**Classroom Teachers and Room Number:**

**Director or Center Manager Approval:**

**Parent Acknowledgement:**




**Date:**

**Date:**

**Learning Outcomes:** This week children will learn about the Gingerbread Man and will participate in activities that spring from this classic story.

**Learning Goals:**

- Shows confidence in increasing abilities (B.2.c)
- Begins to develop personal relationships with peers (B.4.c)
- Shows ability to cope with stress (B.3.a)

<u><b>Mental Health:</b></u>	<u><b>Unite</b></u>	<u><b>Calm</b></u>	<u><b>Connect</b></u>	<u><b>Commit</b></u>
<p>Dr. Bailey's Conscience Discipline Strategies</p>	<p>Morning Song: Good Morning to you.</p>	 <p>Have them inhale as they raise their arms and exhale as they lower their arms.</p> <ul style="list-style-type: none"> <li>• Remind children that deep belly breathing is one way we can reduce our stress.</li> </ul>	<p>Recite the poem with the baby and act it out.</p>  <p>Gingerbread friend I like your nose. (touch partner's nose)          And I like your wiggly toes. (point to partner's toes)          I like the way your bright eyes blink, (point to partner's eyes)          And the way your head can think. (place hands on either side of partner's head)</p>	 <p>Discuss ways to express gratitude (things you are thankful for). Tell children about things you are thankful for (family, your home, friends, pets, a beautiful day). Teach the ASL sign for thankful for. (p. 32)</p>

**Morning Message Sentences:** 1. The gingerbread cookie.








2. The cookies.



## Literacy

Theme: Week :	Readiness Skill Literacy Must Do's: Sing the ABC Song	Family Connection	Nursery Rhyme/Song	Enrichment Activities	<u>1 Parent Tip, 1 Milestone,</u> <u>1 Special Needs Adaptations</u>
------------------	--	----------------------	-----------------------	-----------------------	---

<p><b>Wonderful Words of the Week:</b></p> <p>Gingerbread</p> <p><b>Language Enhancement:</b> (Use sign language for vocabulary words) Use your classroom mascot to encourage participation and language opportunities as you interact with the child/children.</p> 	<p><b><u>Readiness Skill</u></b></p> <p><b>Title of Story:</b> The Gingerbread Man</p>  <p><b>Read A Loud Tips:</b> Use different tones of voice and facial expressions.</p> <p><b>Discussion:</b> -What can you see on the cover of the book? -Can you show me your favorite character from the story? -What other items can we see in the book?</p> <p><b>Learning Goals:</b> (C.3.d.) Begins to learn and demonstrate how print works. Looks at photos as an adult describes.</p> <p><b>Learning Outcomes:</b> This week children will learn about the Gingerbread Man and will participate in activities that spring from this classic story.</p> <p><b>Materials:</b></p> <ul style="list-style-type: none"> <li><input type="checkbox"/> Emotion Cards (Happy, Sad, Excited and Angry)</li> <li><input type="checkbox"/> The Gingerbread Man Story</li> </ul>	<p><b><u>Family Connection</u></b></p> <p><b>Card Number or Newsletter:</b> #9</p>  <p><b>Family Game:</b> D.I.Y Gingerbread Man</p>  <p><b>Materials:</b></p> <ul style="list-style-type: none"> <li>-Brown Construction Paper</li> <li>-Red Marker</li> <li>-Black Marker</li> <li>-Different Colored Markers for the gumdrops</li> </ul> <p><b>Procedure:</b></p> <ul style="list-style-type: none"> <li>-On the brown construction Paper, draw an outline of a gingerbread man</li> <li>-pre-cut the gingerbread man before giving your child the gingerbread man</li> <li>-Encourage your child to decorate their very own gingerbread man</li> </ul>	<p><b><u>Nursery Rhyme/s</u></b></p> <p>"5 Gingerbread Men" <a href="https://youtu.be/wCZ3dzFK6BI">https://youtu.be/wCZ3dzFK6BI</a></p> <p><b>Entrance Song:</b></p> <p>"Hello Friends" <a href="https://youtu.be/3ywlu30lqKA">https://youtu.be/3ywlu30lqKA</a></p> <p><b>Closing Song:</b></p> <p>"See You Later Alligator" <a href="https://youtu.be/2QkhX7R7K7U">https://youtu.be/2QkhX7R7K7U</a></p>	<p><b><u>Enrichment Activities</u></b></p> <p><b>Activity Title:</b> The Gingerbread Man!</p>  <p><b>Materials:</b></p> <ul style="list-style-type: none"> <li>-Pre-made Gingerbread man</li> </ul> <p><b>Procedure:</b></p> <ul style="list-style-type: none"> <li>-With the gingerbread man that you and your child had created, use their gingerbread man as you read the story "The Gingerbread Man."</li> <li>-Encourage your child to reenact the story with their gingerbread man</li> </ul>	<p><b><u>1 Parent Tip, 1 Milestone, 1 Special Needs Adaptations</u></b></p> <p><b>Parent Tip:</b> Early Literacy experts agree that toddlers need to be introduced to book knowledge. They need to learn how to hold a book and how to turn pages. They need to understand that books have a beginning and an end. This last concept is not always easy given the format of most toddler books which often consist of a series of pictures. You can help by pointing out the first page of the book and the last page of the book.</p> <p><b>Milestone:</b> Uses fingers to point at things.</p> <p><b>Special Adaptation:</b> While asking your child the questions, you can use the props to help your child answer the questions.</p>
--	--	--	--	--	--

**Procedures:**

- ☐ Ask your child how they are feeling at that moment (Happy, Sad, Excited or Angry)
- ☐ Show the child which emotion card fits what they are feeling.
- ☐ Present the story to your child.
- ☐ Show her the parts of the BOOK such as the front cover, back cover, and spine of the book.
- ☐ Read the story to your child.

**Questions (Before, During, After):**

**Before:** Who do you think will chase the Gingerbread man first?

**During:** Who do you think will eat the gingerbread man?

**After:** Why do you think the gingerbread man ran away?



English YouTube Video



Spanish YouTube Video:



# Math


**Wonderful Words of the Week:**  
Gingerbread

**Language Enhancement:**  
(Use sign language for vocabulary words)



## Readiness Skill

**Title of Activity:** Gingerbread Man Button Count



**Learning Goals:** Uses senses to investigate environment to discover what objects and people do, how things work, and how they can make things happen.

**Learning Outcomes:** This week children will be learning about The Gingerbread man

### Materials:

- Gingerbread man Cutouts
- Round Cereal
- Emotion cards

### Procedures:

- Use emotion cards and ask how the child is feeling today.
- Lay gingerbread cut out on the table.
- Take out 4 Cereal pieces.
- Place cereal pieces on each button and count 1-4.



**Questions (Before, During, After):**

**Before:** What do you think we're, going to be doing for this activity?

## Family Connection

**Card Number or Newsletter: #7**  
Helping Your Baby Make Transitions.



**Family Game: The Gingerbread button**

### Materials:

- Brown construction paper
- Construction paper (pink, red, green or blue) whatever color you have at home

### Procedures:

- Cut out mini gingerbread cookies.
- Cut out (circles, hearts, squares) to decorate the gingerbread cookie.
- Get the shape and encourage the child to decorate his gingerbread cookie while mentioning which shape, he is gluing on the cookie.

## Nursery Rhyme/s

The Gingerbread man  
<https://youtu.be/YoQyyB5xvLk>

### Entrance Song:

"Hello Friends"

<https://youtu.be/3ywlu30lqKA>

### Closing Song:


"See you later, alligator"

<https://youtu.be/l3jDgBKD9l0>

## Enrichment Activities

### Activity Title:

Make a Gingerbread man



### Materials:

- Brown construction paper
- Markers/crayons
- Googly eyes
- Template of Gingerbread man



### Procedure:




- Trace the template of the gingerbread man onto the brown construction paper.

## 1 Parent Tip, 1 Milestone.

### 1 Special Needs Adaptations

- Children will learn that bragging can lead to disaster and that it is important not to trust strangers.
- Knows familiar faces and begins to know If someone is a stranger.
- If the child is not able to count to 4 use 2 pieces of cereal instead.

	<p><b>During:</b> How many buttons does your gingerbread have?</p> <p><b>After:</b> What kind of Cereal are you going to use for this activity?</p> <p><b>English YouTube Video:</b> </p> <p><b>Spanish YouTube Video:</b></p> <p></p>			<ul style="list-style-type: none"> <li>• Cut the gingerbread man out.</li> <li>• Glue the googly eyes on.</li> <li>• Draw the mouth on its face.</li> <li>• Draw the 3 gumdrops.</li> </ul>	
--	--	--	--	---	--

Pretend and Learn					
<p><b>Wonderful Words of the Week:</b> Gingerbread Cookies</p> <p><b>Language Enhancement:</b> (Use sign language for vocabulary words)</p>	<p><b><u>Readiness Skill</u></b></p> <p><b>Title of Activity:</b> Making Gingerbread Cookies</p>  <p><b>Learning Goals:</b> (A.3.b.)- Coordinate eye and hand movements.</p> <p><b>Learning Outcomes:</b> Children will learn about the Gingerbread Man.</p>	<p><b><u>Family Connection</u></b></p> <p><b>Card Number or Newsletter:</b> #15 Developing Social Skills</p> 	<p><b><u>Nursery Rhyme/s</u></b></p> <p>5 Gingerbread Men <a href="https://youtu.be/wCZ3dzFK6BI">https://youtu.be/wCZ3dzFK6BI</a></p> <p><b>Entrance Song:</b> Hello Friends <a href="https://youtu.be/3ywlu30lqKA">https://youtu.be/3ywlu30lqKA</a></p> <p><b>Closing Song:</b> Goodbye friends <a href="https://youtu.be/2O975ewRT7Q">https://youtu.be/2O975ewRT7Q</a></p>	<p><b><u>Enrichment Activities</u></b></p> <p><b>Activity Title:</b> Decorating Cookies</p>  <p><b>Materials:</b></p> <ul style="list-style-type: none"> <li>• Cookies</li> <li>• Frosting</li> </ul> <p><b>Procedure:</b></p> <ul style="list-style-type: none"> <li>• Encourage children to decorate their own cookies using frosting.</li> </ul>	<p><b><u>1 Parent Tip, 1 Milestone, 1 Special Needs Adaptations</u></b></p> <ul style="list-style-type: none"> <li>• Allow children to touch and explore playdough because it will help children develop fine motor and sensory skills.</li> <li>• At 8 months child will begin to coordinate hand and body movements.</li> <li>• For children who do not like the texture of playdough we can cut</li> </ul>





gingerbread  
galleta de  
jengibre



cookies  
galletas

**Materials:**

- Emotion Cards
- Playdough
- Cookie cutter shaped as Gingerbread Man
- Rolling pin
- Cookie sheet

**Procedures:**

- Use emotion cards to ask children how they are feeling today.
- Talk to children about the Gingerbread Man and ask children what color playdough they want to use.
- For younger infants you can use a zip lock bag, so they won't put it in their mouth. Supervise children carefully when using the playdough.
- Encourage child to roll the playdough with a pin. Tell children we are going to make Gingerbread cookies.
- Have child press the cookie cutter down onto the playdough and remove the excess playdough from the sides.
- Model and encourage child to play the cookie onto the cookie sheet.
- Repeat to make more cookies.

**Family Game:**  
Gingerbread Tag

Play tag with your child as you pretend to be the gingerbread man.

- Talk about how the gingerbread man has buttons, eyes, a mouth, etc.

out the shapes using brown construction paper and have children place the eyes and buttons onto the gingerbread man.



**Questions (Before, During, After):**  
**Before:** What color are you going to make your cookies?  
**During:** How do your cookies smell?  
**After:** How many cookies did you make?

**English YouTube Video:** 

**Spanish YouTube Video:** 



## Art/Creativity Station

**Wonderful Words of the Week:**  
**Gingerbread**

**Language Enhancement:**



### Readiness Skill

**Title of Story:**

My Gingerbread Man



### **Learning Goals:**

(D.5.e) Develops an expectation that types of music, art, drama, and dance can amuse, delight, inform and excite.

### **Learning Outcomes:**

This week the children will learn about "The Gingerbread Man" and will participate in activities related to this traditional tale.

### **Materials:**

1. White construction paper.
2. Crayons.
3. Scissors (parent use only)

**Emotion Cards (Happy, Sad, Mad, Excited)**

### **Procedures:**

1. Talk with your child about how you feel today by showing the emotion card you choose, then

### Family Connection

**Family Game:**  
**Decorating gingerbread cookies**



### **Materials:**

- Gingerbread cookies
- Frosting

### **Procedures:**

Enjoy an afternoon decorating the gingerbread cookie with the frosting.

### Nursery Rhyme/s

"5 Gingerbread Men"

<https://youtu.be/wCZ3dzFK6BI>

**Entrance Song:**

"Hello Friend"

<https://youtu.be/VsyYeWVYDdM>

**Closing Song:**

"Goodbye to you"

<https://youtu.be/STMI4yjPpoM>

### Enrichment Activities

**Activity Title:** Gingerbread Man Playdough



### **Materials:**

- Brown playdough
- Roller
- Gingerbread mold
- 

### **Procedure:**

With your roller roll out the brown playdough. Then with the gingerbread mold make your "cookies". Have fun creating cookies with your child.

### 1 Parent Tip,

1 Milestone,

1 Special

Needs

Adaptations

### **Parent Tip:**

Allow child to trace gingerbread man with you.

### **Milestone:**

Will calm down with the touch of the parent.

### **Adaptation:**

Trace the template for younger children and children with less motor control.

ask him how he feels today and show the emotion card that the child chooses.

2. Trace the gingerbread man on the white paper.
3. Allow your child to color or decorate in whichever way he/she wants with the crayons.
4. When the child is done cut out the gingerbread man (only mom or dad can use scissors).



**Questions (Before, During, After):**





**Before:** What do you think we are going to do with the gingerbread man?

**During:** What colors will you use to decorate your gingerbread man?

**After:** What other materials can we use to decorate the gingerbread man?



	<p>English YouTube Video:</p>  <p>Spanish YouTube Video:</p> 			
--	---	--	--	--

STEAM Building Structures					
<p><b>Wonderful Words of the Week:</b> Gingerbread</p> <p><b>Language Enhancement:</b></p> 	<p><b>Readiness Skill</b> <b>Title of Story:</b> "Sniff and Tell"</p>  <p><b>Learning Goals:</b> (D.1.b) Uses senses to investigate environment to discover what objects and people do, how things work, and how they can make things happen.</p> <p><b>Learning Outcomes:</b> This week children will learn about the Gingerbread Man and will participate in</p>	<p><b>Family Connection</b> <b>Card Number or Newsletter:</b> #13</p>  <p><b>Family Game:</b> <b>Activity Title:</b> Tactile Gingerbread Men</p>	<p><b>Nursery Rhyme/s:</b> "Gingerbread man song" <a href="https://youtu.be/65dEHYsxTGc">https://youtu.be/65dEHYsxTGc</a></p> <p><b>Entrance Song:</b> "Hello Friends" <a href="https://youtu.be/3ywlu30lqKA">https://youtu.be/3ywlu30lqKA</a></p> <p><b>Closing Song:</b> "Goodbye to you" <a href="https://youtu.be/STM14yiPpOm">https://youtu.be/STM14yiPpOm</a></p>	<p><b>Enrichment Activities</b></p> <p><b>Activity Title:</b> "Brown Gingerbread Play Dough"</p>  <p><b>Materials:</b></p> <ul style="list-style-type: none"> <li>Gingerbread man cookie cutters</li> <li>Gingerbread play dough</li> <li>Cookie sheet</li> <li>Rolling pin</li> </ul>	<p><b>1 Parent Tip, 1 Milestone, 1 Special Needs Adaptations</b></p> <p><b>Parent Tip:</b> Encourage parents to work with their picky eaters in a positive way.</p> <p><b>Milestone:</b> Likes to look at self in a mirror</p> <p><b>Adaptations:</b> If children struggle making matches, use fewer tub pairs.</p>

activities that spring from this classic story.

**Materials:**

- Emotional cards (Happy, Sad, Angry and Excited)
- Six lids small margarine tubs
- Cotton balls
- Ginger spice
- Cinnamon spice
- Vanilla

**Procedures:**

**1)** The teacher will acknowledge the child's emotions and will be using the emotion props (happy, sad, angry and excited). Talk about the emotions.

**2)** Invite the child to smell the "Sniff Tubs" and match tubs that have the same scent.

**3)** Discuss the aromas and identify them for children. Explain that these are spices and flavors used to bake gingerbread man.

**4)** Punch several holes in the lids of six small margarine tubs. Infuse two cotton balls with each scent (ginger, cinnamon, vanilla) and place one cotton ball in each tub to create three pairs of scented tubs.

**5.** Allergy Alert: Always check for allergies before the child can participate. Please be advised the scents of spices maybe too strong for smaller infants, you may substitute it with



**Materials:**

- Sandpaper
- Cinnamon stick
- Colored glue
- Food coloring

**Procedure:**

**1)** Give each child a sandpaper gingerbread man.

**2)** Trace the shape on sandpaper and cut it out.

**3)** Have children rub a cinnamon stick over their gingerbread man to darken his color and make him smell delicious.

**4)** Use food coloring to color glue and place it in small squeeze bottles

**5)** Invite the child to use the colored glue to add icing decorations to their gingerbread men.



**Procedure:**

**1)** Combine all ingredients mix well, and knead until smooth. Store the dough in an airtight container and refrigerate until ready to use.

**2)** Encourage the child to roll play dough and cut out gingerbread men using cookie cutters and then place them on the cookie sheet.

**3)** Discuss the smell and color of the dough.

baby food or graham  
crackers.

**Questions (Before, During,  
After):**

**Before:**

Can you tell me what the  
ginger spice smells?

**During:**

Does the cinnamon spice  
smell like the ginger?

**After:**

Can you tell me which  
spice smells more like the  
gingerbread man?









**English YouTube Video:**



**Spanish YouTube Video:**



# Social Emotional Development

<p><b>Wonderful Words of the Week:</b></p> <p><b>Gingerbread catch</b></p> <p><b>Language Enhancement:</b> (Use sign language for vocabulary words)</p>  	<p><b>Readiness Skill</b></p> <p><u><b>Readiness Skill</b></u></p> <p><b>Title of Activity:</b> Gingerbread Man Puzzle</p>  <p><b>Learning Goals:</b> Uses senses to investigate environment to discover what object and people do, how thing work, and how they can make things happen (D.1.b.)</p> <p><b>Learning Outcomes:</b> Children will learn about the Gingerbread Man</p> <p><b>Materials:</b></p> <ol style="list-style-type: none"> <li>1. Gingerbread man Puzzle ( pag.43)</li> <li>2. Emotional cards ( Happy, Sad, Excited, angry)</li> </ol> <p><b>Procedures:</b></p> <ol style="list-style-type: none"> <li>1. Ask children how are they feeling today?</li> <li>2. Talk about the body parts</li> <li>3. Invited the child to work one to one to assemble the puzzle.</li> </ol>	<p><b>Family Connection</b></p> <p><b>Card Number or Newsletter: #12 Encourages Language Skills</b></p>  <p><b>Family Game:</b> Meet Mr. Toe</p>  <ol style="list-style-type: none"> <li>1. Sit on the floor with your child.</li> <li>2. Remove child's shoes and socks and wiggle his/her toes.</li> <li>3. Play some music and wiggle to it.</li> <li>4. Challenge the child to join you.</li> </ol>	<p><b>Nursery Rhyme/s</b> The Muffin Man <a href="https://youtu.be/fXFq5QsTcLQ">https://youtu.be/fXFq5QsTcLQ</a></p> <p><b>Entrance Song:</b> Hello Friends <a href="https://youtu.be/3ywlw30lqKA">https://youtu.be/3ywlw30lqKA</a></p> <p><b>Closing Song:</b> Goodbye song <a href="https://youtu.be/STMI4yiPpoM">https://youtu.be/STMI4yiPpoM</a></p>	<p><b>Enrichment Activities</b> <b>Activity Title:</b> Rock-a-bye</p>  <p><b>Materials:</b></p> <ol style="list-style-type: none"> <li>1. Sing lullabies songs.</li> </ol> <p><b>Procedure:</b></p> <ol style="list-style-type: none"> <li>1. Sing lullabies to child each time you put him down nap.</li> <li>2. Try to sing " Hush Little Baby" (available at portal. Frogstreet.com) or your own favorite lullaby.</li> <li>3. If you don't know a lullaby, sing one of your favorite love songs.</li> <li>4. Creating predictable routine is one way to build trust.</li> </ol>	<p><b>1 Parent Tip. 1 Milestone. 1 Special Needs Adaptations</b></p> <p><b>Parent Tips:</b> Encouragement builds internal satisfaction. Encourage rather than praise children.</p> <p><b>Milestone:</b> Points to show others something inserting.</p> <p><b>Adaptation:</b> Help and encourage child to connect the pieces of the puzzle.</p>
--	--	---	--	--	--



4. Talk about that we have the same body parts. ( arms, legs, head)  
5. Talk about the body parts the gingerbread man does not have (ears, knees, belly button)



**Questions (Before, During, After):**

**Before:** How many body parts does gingerbread, had?

**During:** How does the gingerbread man run without knees?

**After:** What would happen if the gingerbread had ears?

**English YouTube Video:**



**Spanish YouTube Video:**



5. Encourage the child to try moving just his/her toes and not his/ her feet.  
6. Smile with child as you both enjoy the humor of a talking toe.

# Physical Development

**Wonderful Words of the Week:**

Gingerbread

**Language Enhancement:**



## Readiness Skill

**Title of Story:**  
Gumdrop Hop!



**Learning Goals:** (B.4.a.) Shows interest and awareness of others.

**Learning Outcomes:** This week children will learn about the Gingerbread Man and will participate in activities that spring from this classic story.

### **Materials:**

Emotion Cards (Happy, Sad, Excited and Angry) n Printout gumdrop templet (optional) Or put tape on the floor to make a line/make gumdrop out of construction paper.

### **Procedures:**

1. Ask your child how they are feeling at that moment (Happy, Sad, Excited or Angry)
2. Show the child which emotion card fits what they are feeling.
3. Introduce the tale The Gingerbread Man

## Family Connection

**Card Number or Newsletter:**  
9



**Family Game:** Run Run as Fast As You Can



**Materials:**  
No materials required.

**Procedures:**  
Run around the yard as fast as you can just like

## Nursery Rhyme/s

<https://youtu.be/pckuS--Uiv4>

**Entrance Song:**

"Hello Friends"

<https://www.youtube.com/watch?v=3ywlu30lqKA>

**Closing Song:**

"See You Later Alligator"  
<https://youtu.be/2QkhX7R7K7U>

## Enrichment Activities

**Activity Title:**  
Make your own Gingerbread Man.



**Materials:**

1. Gingerbread Man Template
2. Paint/colors

**Procedure:**

**Give your child some paint/colors and let them make their own Gingerbread Man.**

**1 Parent Tip, 1 Milestone, 1 Special Needs Adaptations**




**Parent Tip:**  
Use "informational talk" describe what children are doing while playing and to encourage their comments. For example, while holding your child you can say 'I wonder how many gumdrops are in The Gingerbread house. Let's count 1 2 3

**Milestone:**






Stands, Holds On

**Special Adaptation:**

If you see that your child is having trouble hold their hands and walk with them. If your child is a crawler let them explore by

	<p>4. Place a few 12 -inch gumdrops cut out of construction paper/templet/tape (whichever works best for your family) v Challenge your child to hop/crawl from gumdrop to gumdrop. v PARENTS NOTE: Hold the hands of little ones</p>  <p>who are less mobile.</p> <p><b>Questions (Before, During, After):</b></p> <p><b>Before:</b> What colors are the gumdrops?</p> <p><b>During:</b> Why do you think the gingerbread man ran away?</p> <p><b>After:</b> What kind of cookies do you like?</p> <p><b>English YouTube Video:</b> </p> <p><b>Spanish YouTube Video:</b> </p>	the Gingerbread Man did.			crawling through the line/gumdrops.
--	---	--------------------------	--	--	-------------------------------------

# Music and Movement

<p><b>Wonderful Words of the Week:</b></p> <p><b>Gingerbread</b></p> <p><b>Language Enhancement:</b></p> 	<p><b>Readiness Skill</b></p> <p><b>Title of Story:</b> The Gingerbread is dancing</p>  <p><b>Learning Goals:</b> (B.2.f.) Develops an increasing capacity to pay attention, focus, concentrate and be involved.</p> <p><b>Learning Outcomes:</b> This week children will learn about the Gingerbread Man and will participate in activities that spring from this classic story.</p> <p><b>Materials:</b></p> <ol style="list-style-type: none"><li>Emotional cards( Happy, Sad, Angry, and Excited)</li><li>Gingerbread Men Song Frog Street Action Song (Hockey Pockey instrumental)</li></ol> <p><b>Procedures:</b></p> <ol style="list-style-type: none"><li>Ask the child how you feeling today? (Happy, Sad, Angry, Excited).</li><li>Invite children to pretend to be a gingerbread man doing a ginger version of the Hockey Pockey.</li><li>Use "Hockey Pockey</li></ol>	<p><b>Family Connection</b></p> <p><b>Card Number or Newsletter: #13</b></p>  <p><b>Family Game: Gingerbread Man Race</b></p>  <p>Invite children to pretend to be gingerbread men running away as they race across the playground.</p>	<p><b>Nursery Rhyme/s</b></p> <p>"Hello Friend" <a href="https://youtu.be/3ywlu30lqKA">https://youtu.be/3ywlu30lqKA</a></p> <p><b>Entrance Song:</b> <b>Gingerbread song</b> <a href="https://youtu.be/65dEHysxTGC">https://youtu.be/65dEHysxTGC</a></p> <p><b>Closing Song:</b></p> <p>"Goodbye to you" <a href="https://youtu.be/STM4iyjPpoM">https://youtu.be/STM4iyjPpoM</a></p>	<p><b>Enrichment Activities</b></p> <p><b>Activity Title:</b> Who took the cookie?</p>  <p><b>Materials:</b> <b>YouTube link:</b> <a href="https://youtu.be/OzKY5YHnOTg">https://youtu.be/OzKY5YHnOTg</a></p> <p><b>Procedure:</b></p> <p>Play the link and encourage the child to sing with you.</p>	<p><b>1 Parent Tip, 1 Milestone, 1 Special Needs Adaptations</b></p> <p><b>Parent tips:</b> Add a daily exercise program to your schedule. Even if it is short, it begins a healthy habit.</p> <p><b>Milestones:</b> 4 months</p> <ul style="list-style-type: none"><li>•Holds head steady, unsupported</li><li>•Pushes down on legs when feet are on a hard surface.</li></ul> <p><b>Adaptation:</b> Encourage the children to follow the mimics.</p>
---	--	--	--	--	--

4. "(instrumental Frog street Action songs CD) to accompany your dance.
5. While is playing the song do the mimics and have fun!.

6.
 

*Gingerbread Man Hokey Pokey*

You put your ginger hand in,  
 You take your ginger hand out,  
 You put your ginger hand in,  
 And you shake it all about.  
 You do the hokey pokey,  
 And give a little sigh,  
 That's when you say "bye-bye!"

Other verses:  
 Your put your ginger leg in . . .  
 Your put your ginger head in . . .

**Questions (Before, During, After):**

**Before:** What do you think the song is going to be about?

**During:** What part of Gingerbread body is moving?

**After:** What do you think about the Gingerbread Man?



English YouTube 

**Video:**

Spanish YouTube Video:

